

## Online Exchange on “Democratic Deconsolidation”

In July 2016 and January 2017, the *Journal of Democracy* published two articles on “democratic deconsolidation” by Roberto Stefan Foa and Yascha Mounk. These essays not only generated a great deal of commentary in the media, but also stimulated numerous responses from scholars focusing on Foa and Mounk’s analysis of the survey data that is at the heart of their argument.

Several prominent experts approached the *Journal* asking if we would publish their critiques of the Foa and Mounk articles. This created a dilemma for us. Given our space constraints and our commitments to authors writing on other topics, there was no way we could publish these critiques quickly enough to keep pace with discussion in other forums.

Moreover, given their extensive reliance on graphics and the necessarily technical character of arguments about the interpretation of survey data, there was no way that we could accommodate these critiques within the usual confines of our print issues. The *Journal* has always sought to make its articles reader-friendly to non-academics. Accordingly, we strictly limit the length of articles and avoid extensive use of graphics and endnotes. We also edit articles intensively and with great care to make them as accessible as we can to political practitioners and activists, as well as to a general audience. It would have been an insuperable task, especially given our small editorial staff, to try to adhere to these standards with regard to these critiques of Foa and Mounk.

Therefore, in a departure from our usual practice, we have decided to make three of these critiques—by **Amy C. Alexander and Christian Welzel; Pippa Norris; and Erik Voeten**—available to readers *exclusively on our website*. (A reply by Foa and Mounk will be appearing soon on this page.) The three critiques may be viewed below.

Our regular readers will note that they do not resemble typical *Journal of Democracy* articles. They have not been condensed or edited by us, and they contain extensive graphics. An advantage of presenting them solely online, however, is that we are able to display these graphics in full and in a much more readable form than would be possible in our print edition.

We are pleased to be able to make available in this way a timely discussion of some of the important issues raised by the Foa and Mounk articles, and we hope that interested scholars will find this exchange useful. As is the case with all articles in the *Journal*, our parent organization, the National Endowment for Democracy, does not necessarily endorse the views expressed here, which are those of the authors.

—The Editors, 28 April 2017

## **Are people really turning away from democracy?**

***Erik Voeten***

*Peter F. Krogh Professor of Geopolitics and Justice in World Affairs  
Georgetown University*

*Edmund A. Walsh School of Foreign Service and Department of Government  
ev42@georgetown.edu*

In an important and already influential 2016 article in the *Journal of Democracy*, Roberto Stefan Foa and Yascha Mounk argue that citizens in consolidated democracies in Europe and the United States have “become more cynical about the value of democracy as a political system” and “more willing to express support for authoritarian alternatives.”<sup>i</sup> Moreover, millennials are especially culpable.

These are important and broad claims that are worthy of a systematic follow-up analysis. My purpose is not to replicate Foa and Mounk’s findings but to examine the veracity of their substantive claims more systematically. I show that there is no evidence for the first claim. Trends in overall support for democracy and its non-democratic alternatives have been flat for the past two decades. This finding is very robust to different ways of defining the countries of interest.

The second claim also stands on weak empirical footings. Millennials are somewhat more favorably inclined towards non-democratic ways of ruling their countries. For the most part this seems to be an age rather than a cohort effect. Millennials are not very different in their views of political systems than were young people in the mid-1990s. The evidence suggests that millennials in the U.S. are somewhat more skeptical of democracy than people of similar ages were twenty years ago. Nevertheless this evidence comes from one survey. Moreover, when we look at confidence in actual democratic institutions, then the opposite pattern emerges: older generations have lost faith in U.S. Congress and the Executive to a greater extent than millennials.

The take-away is not that there is no threat to consolidated democracies but rather that this does not come from abstract procedural preferences among (some part of) the populace for alternative regime types.

### **A brief detour into concepts and data**

If we want to get an accurate sense of how perceptions are evolving, then we must examine trends in a pre-defined group of countries rather than cherry-pick findings from individual countries on individual survey items. In other words, before we can examine whether public opinion shows warning signs of deconsolidation in consolidated democracies, we must first define what a consolidated democracy is and how we measure signs of deconsolidation. I discuss each in turn.

#### *What is a consolidated democracy?*

Foa and Mounk are interested in Europe and the United States. In their first figure, Foa and Mounk present an aggregate line for all European Union (EU) member states. This presents a problem if we are interested in trends. Survey coverage varies over time and we would like to

know if trends represent real changes within countries rather than variation in what country is surveyed. Moreover, it's not clear why being an EU member state signifies consolidation.

Their second figure is based on a set of countries that were included in two surveys: Germany, Sweden, Spain, the Netherlands, Romania, Poland, and the United Kingdom. By most definitions Romania and Poland were not consolidated democracies in 1995 or even now. Juan Linz and Alfred Stepan define a consolidated democracy as a country where democracy is "the only game in town."<sup>ii</sup> We should not examine countries that have already experienced democratic backsliding if we are interested in the erosion of public confidence in consolidated democracies as a warning sign for deconsolidation.<sup>1</sup> Others use development as a defining characteristic.<sup>iii</sup> Milan Svobik estimates empirically that the probability of democratic breakdown sharply reduces after a country has been a democracy for about twenty years. There is, unfortunately, no consensus definition.

I analyze three groups of countries. The first, which I label "Western consolidated democracies," includes the EU15 members as well as Canada, the United States, Norway, Switzerland, Australia, and New Zealand. The second grouping, "consolidated democracies," includes states that had a continuous Polity rating of 10 over the 1995-2014 period, which covers the time span of this analysis.<sup>2</sup> This adds Costa Rica, Cyprus, Japan, Lithuania, Mauritius, Slovenia, and Uruguay. The third grouping, "developed democracies," adds to this the remaining EU and OECD (Chile, Israel, Mexico, South Korea, and Turkey) members. This latter group thus includes countries where consolidation is more questionable. Yet they are all developed democracies. Moreover, I consistently plot individual country trends rather than grouped averages so we can see what countries are driving the results.

### *Measuring deconsolidation*

Like Foa and Mounk, I use the World Values Survey (WVS). The main advantage of this survey is that it has been conducted in many countries over a long period. I combine this with the European Values Survey (EVS) to increase data coverage. I focus on a battery of questions that has the broadest spatial and temporal coverage and that ask people directly whether alternative types of political systems are good or bad ways of governing their country? The alternatives are "a strong leader who does not have to bother with parliament and elections," "experts, not government, make decisions according to what they think is best for the country," "army rule," and "a democratic political system." This allows us to get at preferences for democracy and its alternatives.

Foa and Mounk selectively use some of these survey questions in some of their analyses. They also prominently use another question asked in the fifth wave of the [World Values Survey](#) (WVS), which asked people to place themselves on a 10-point scale where 1 meant that living in a democracy is "not at all important" and 10 "absolutely important." They then take the percentage of respondents who answer 10 as a measure for how "essential" people believe it is to live in a democracy (the word "essential" does not appear in the survey question). The resulting graph has already been a subject of much public discussion, including [by me](#). The bottom line is that it cannot show evidence of preferences for alternatives to democracy or trends over time but

---

<sup>1</sup> A particularly bad way of doing this would be to only include countries that were democratic in 1995, as that would include countries that experienced breakdown but not countries that became more democratic. A different way to conceptualize such a study would be to look if public perceptions change before or after a breakdown. That would probably be asking too much of the data.

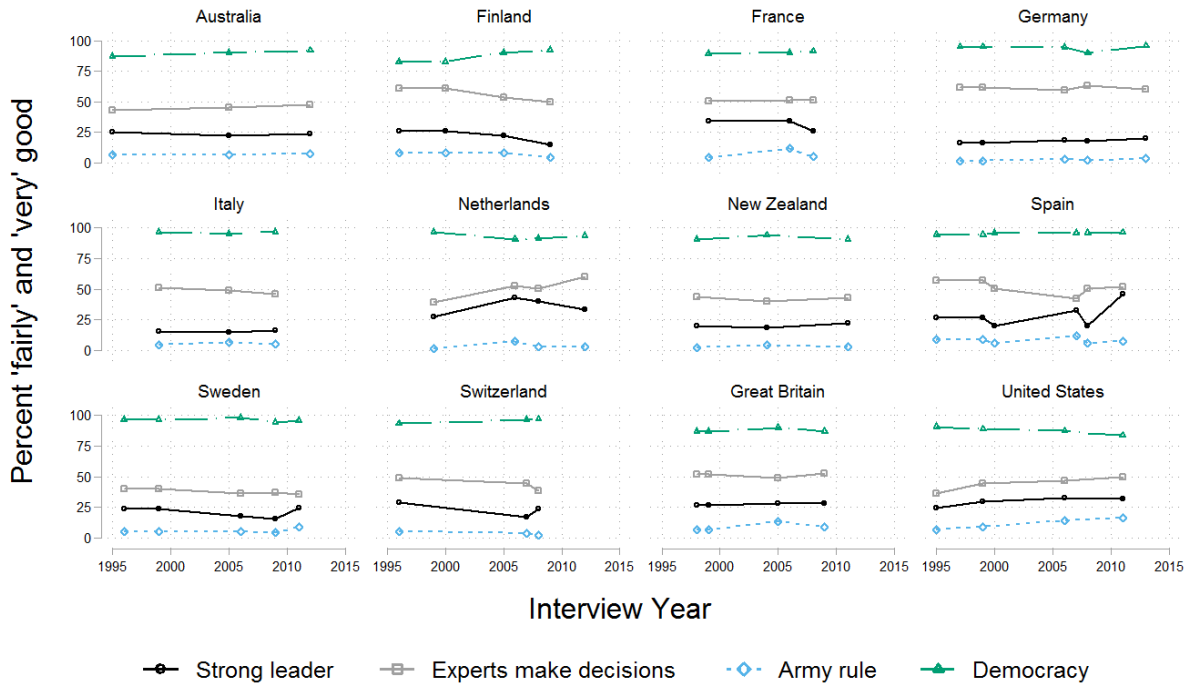
<sup>2</sup> Polity identifies 10 as a consolidated democracy.

it does reveal some evidence that millennials on average attach lower importance to democracy on the ten-point scale. Since the question was not asked often, it is impossible to tell whether this is a cohort (or generational effect) or of young people answering this question differently.

Finally, Foa and Mounk focus on abstract procedural preferences for democracy rather than confidence in actual democratic institutions. Scholars have questioned whether such abstract preferences are indeed meaningful measures of underlying support for democracy.<sup>iv</sup> I therefore also examine long-term trends in confidence in actual democratic institutions based on the U.S. General Social Survey.

### Are people really getting tired of democracy?

Figure one shows all countries from the group of Western consolidated democracies for which we have at least three measurements for preferences for democracies and three alternatives: a strong leader, army rule, and technocracy. A warning sign for deconsolidation would be if the line for democracy trends down while the other three move up.

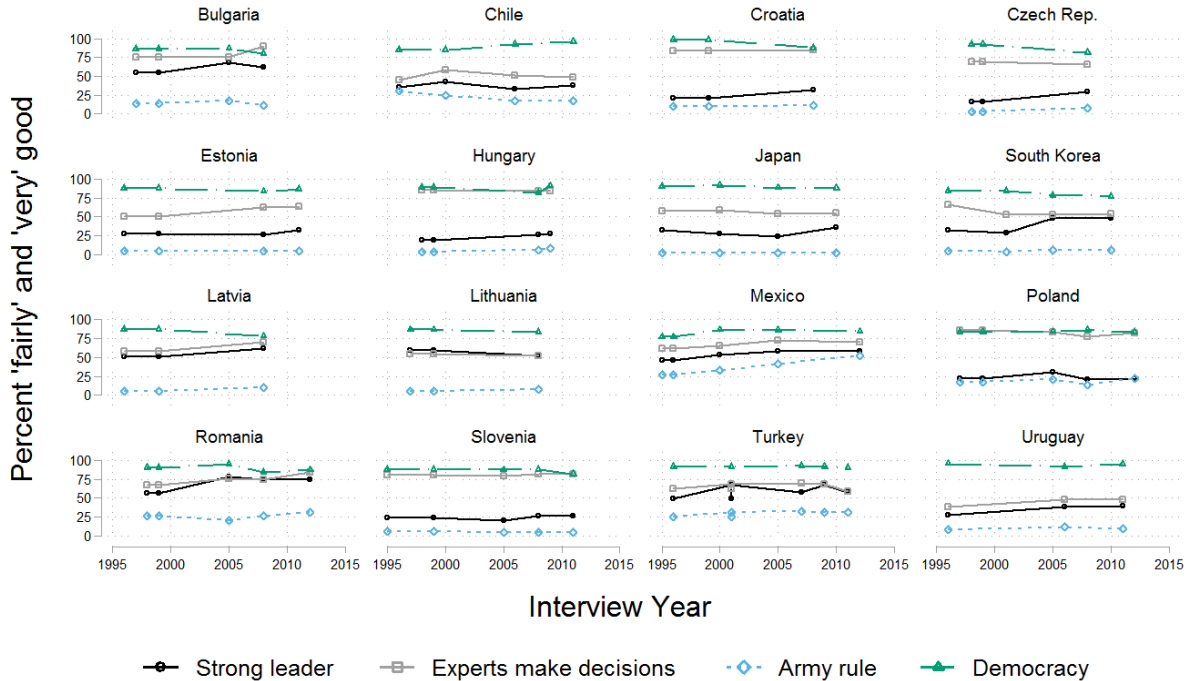


Graph by Erik Voeten based on WVS and EVS data

The data do not reveal such a pattern. In each country, democracy is most popular by some distance and has remained so over the past two decades. In most countries, positive assessments of democracy top 90 percent. Expert rule is next. Army rule has almost no support. There is little systematic movement over time. In some countries support for democracy has grown a bit. In others, it seems to have declined slightly. The United States is an example of a country where support for democracy has gone down while alternatives have become more acceptable. But there is no clear overall trend that jumps out for any indicator.

Figure two plots the same data for the other democracies that had at least three measurements. This picture is more mixed. Mexico has the most worrying pattern. This fits the research that alternatives to democracy become more acceptable amidst severe perceived

security threats.<sup>v</sup> There are also some countries, like Bulgaria, Poland and Hungary, where non-democratic alternatives, especially technocracy, have long been popular. Other than Mexico, Turkey is the only other country where army rule has significant support. But there is no systematic narrowing of the gap between support for democracy and its alternatives.

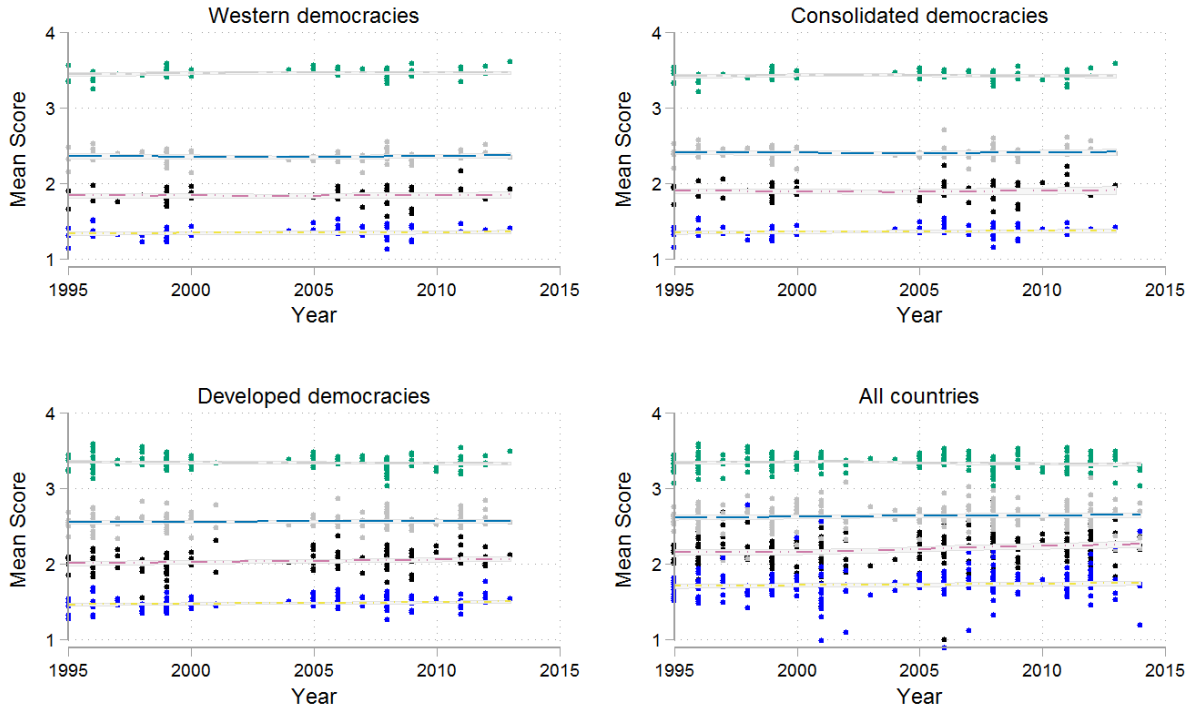


Graph by Erik Voeten based on WVS and EVS data

While there are no obvious trends from simply eyeballing the data, our eyes are not particularly well trained to see patterns in complex data. I therefore used statistical models to examine the data more closely. Figure three presents estimated trend lines for all four question items for the three pre-defined groups of countries. It also plots trends for all countries covered by the WVS. The figure is based on country-survey-level means on the four-point scales. I first de-meanded the data to focus on within country changes over time.<sup>3</sup> The reason for doing this is that we could find trends simply because different countries are included in different WVS waves rather than because there are actual changes in support for democracy. The appendix shows that the figure

<sup>3</sup> That is: I subtracted the country mean and added the overall mean to each data-point. This means that countries with only one measurement drop out. These countries provide no information about trends.

looks the same (but noisier) if you do not do this. The fitted lines in the graphs are local polynomial fit lines to allow for the possibility of non-linear trends.



From top to bottom, local polynomial fit lines for Democracy, Experts, Strong leaders, Army rule

The results are easy to interpret. There is no trend in the data. All lines are flat. The one exception is that there is a very small but significant increase in acceptance in the group of non-consolidated developed democracies in the preference for a strong leader and army rule (annual increase of .01 on the four-point scale). The publics in consolidated democracies have on average not become less favorable towards democracy and more acceptant of alternatives.

### Is there a generational problem?

Even if there is no overall trend, there may still be a problem with a younger generation. It could simply be that there aren't enough millennials in these samples to move the country averages. Deviating millennial attitudes could well spell trouble for the future.

One issue is that we may confuse cohort and age effects. If we just look at one point in time, we can't be sure that there is a problem with a specific generation or that young people are just different. Indeed, complaints about new generations are a timeless feature of public debates.

Figure 4 replicates figure 1 but just for people who were thirty-five and younger at the time each survey was held. If there is a particular problem with the current generation we would expect to see support for democracy drop over time while enthusiasm for non-democratic alternatives increases.



People under the age of 35. Graph by Erik Voeten based on WVS and EVS data

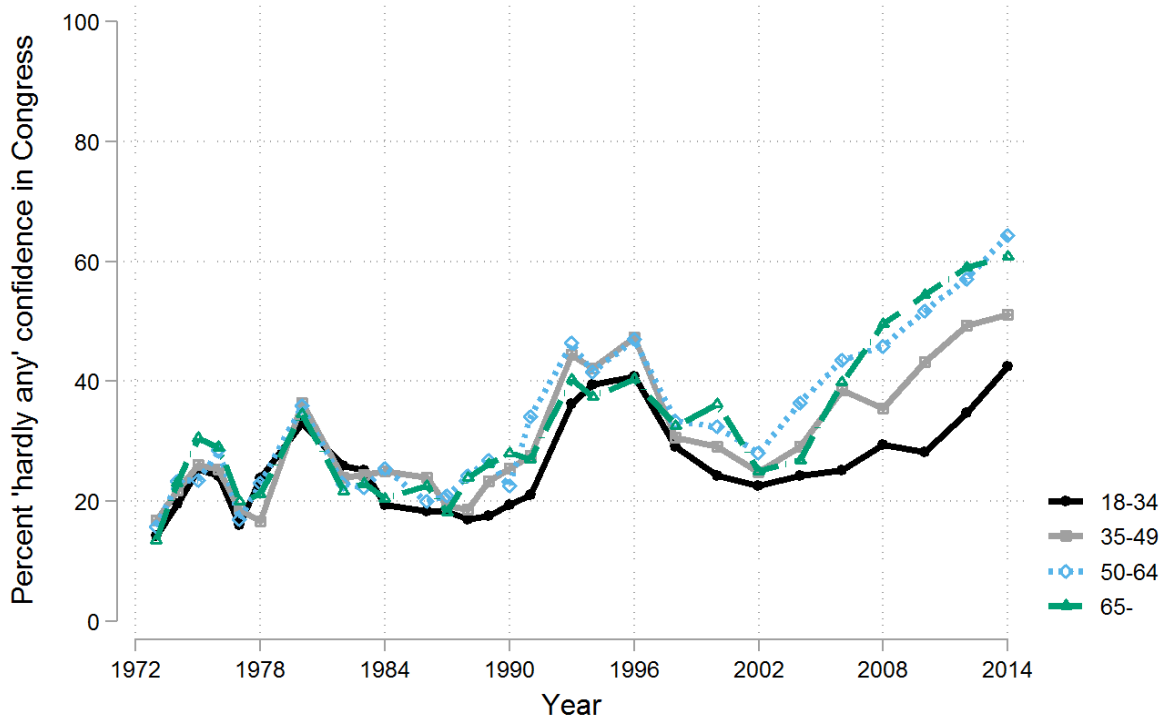
In most countries, support for democracy is a little lower among younger people than among older generations. But there is not much change over time. Millennials are not very different in their views of political systems than were young people in the mid-1990s.

The big exception is the United States. In the 2011 survey, Americans under the age of 35 had become relatively less favorable towards democracy and more favorable towards army rule and a strong leader (but also expert decision making!). This can be significant. The United States is an important country that is often credited for spreading democracy around the globe. If its younger generation is less enthusiastic about democracy, then this matters a great deal.

On the other hand, it could be just be a fluke of a single survey. It is hard to pick up small effects in subpopulations with surveys. For example, there are only 19 people (3.5%) under the age of 35 in this survey who say that army rule is “very good.” Still, the U.S. finding is worthy of more research.

### *Confidence in democratic institutions in the United States*

Very few surveys in the United States ask similar abstract questions about the value of democracy. But there is a lot of high quality data going back a long time on confidence in actual democratic institutions. Figure 5 examines patterns since the early 1970s in whether Americans have “a great deal of confidence, only some confidence, or hardly any confidence at all” in the United States Congress. The data come from the General Social Survey.



Graph by Erik Voeten based on GSS cumulative file, 1972-2014.

The percentage of Americans who have “hardly any” confidence in Congress has increased sharply since 2003. But older people have become much more cynical than the younger generation. There were barely any age differentials for most of the past four decades. Now there is almost a twenty percentage point gap between the youngest and the oldest generations. And it’s the older generations that have become more cynical. The appendix shows similar trends in confidence in the executive and a trust in national government scale from the National Election Survey.

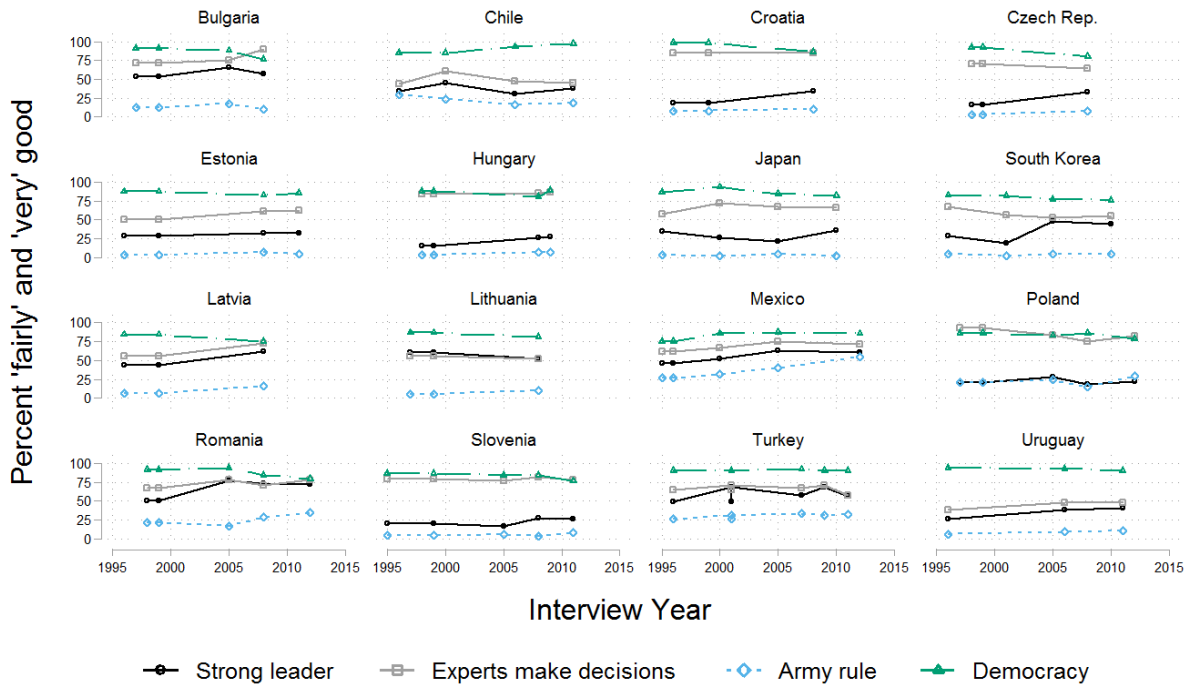
Actual unhappiness about the functioning of the U.S. government is not the same thing as abstract preferences for democracy over its alternatives. Perhaps young people just haven’t been paying attention. Maybe good democrats *should* be upset about the way the U.S. government is functioning. So, millennials’ relative lack of cynicism about US political institution could reflect their apathy.

Maybe. But confidence in actual institutions is much more concrete and easier to make sense of than public opinion over imaginary alternatives.<sup>vi</sup> Older people are more upset about how U.S. institutions actually work. According to the New York Times exit poll, only 35% of people under the age of thirty voted for Donald Trump in the 2016 election. That number was 53% for people 45 and older. If we take Trump to be an example of a potential strong leader, then it just may be that millennials are not the problem.

*Millennial gaps outside of Western consolidated democracies*

Figure 6 examines age patterns for the other democracies. Some Eastern European countries display drops in support for democracy among the youngest generation. But there is no strong overall pattern.





People under the age of 35. Graph by Erik Voeten based on WVS and EVS data

## Conclusion

A closer look reveals no evidence that people in consolidated democracies have soured on democracy and have become more likely to accept authoritarian institutions as a way to run their countries. There is some evidence that U.S. millennials have grown somewhat more acceptant of non-democratic alternatives. However, when we examine more extensive data about confidence in actual democratic institutions, then we see the opposite pattern: older people have grown more skeptical in recent years.

It is possible that the next wave of WVS and EVS studies will find larger shifts. But there is simply no evidence in the current set of studies that the public in consolidated democracies is turning against democracy.

This should not make us complacent about democracy. Democratic beliefs may erode if governments fail to deal with perceived security and economic threats.<sup>vii</sup> The phenomenon of illiberal democracy<sup>viii</sup> is real and so are the international threats to liberalism.<sup>ix</sup> Populist regimes could do genuine harm to the institutions of liberal democracy.<sup>x</sup> There is plenty to worry about. Abstract procedural preferences among younger people in consolidated democracies for alternative regime types should not be high on that list.

## References

- Foa, Roberto Stefan, and Yascha Mounk. "The Danger of Deconsolidation: The Democratic Disconnect." *Journal of Democracy* 27, no. 3 (July 6, 2016): 5–17. doi:10.1353/jod.2016.0049.

- Haggard, Stephan. "Liberal Pessimism: International Relations Theory and the Emerging Powers." *Asia & the Pacific Policy Studies* 1, no. 1 (January 1, 2014): 1–17. doi:10.1002/app5.3.
- Jonge, Chad P. Kiewiet de. "Should Researchers Abandon Questions about 'Democracy'? Evidence from Latin America." *Public Opinion Quarterly* 80, no. 3 (September 21, 2016): 694–716. doi:10.1093/poq/nfw008.
- Linz, Juan J., and Alfred C. Stepan. "Toward Consolidated Democracies." *Journal of Democracy* 7, no. 2 (April 1, 1996): 14–33. doi:10.1353/jod.1996.0031.
- Miller, Steven V. "Individual-Level Expectations of Executive Authority under Territorial Threat." *Conflict Management and Peace Science*, October 28, 2015, 0738894215600384. doi:10.1177/0738894215600384.
- Mudde, Cas, and Cristóbal Rovira Kaltwasser. *Populism in Europe and the Americas: Threat Or Corrective for Democracy?* Cambridge University Press, 2012.
- Przeworski, Adam, and Fernando Limongi. "Modernization: Theories and Facts." *World Politics* 49, no. 2 (January 1997): 155–83. doi:10.1353/wp.1997.0004.
- Zakaria, Fareed. "The Rise of Illiberal Democracy." *Foreign Affairs* 76, no. 6 (December 11, 1997): 22–43.

---

<sup>i</sup> Roberto Stefan Foa and Yascha Mounk, "The Danger of Deconsolidation: The Democratic Disconnect," *Journal of Democracy* 27, no. 3 (July 6, 2016): 5–17, doi:10.1353/jod.2016.0049.

<sup>ii</sup> Juan J. Linz and Alfred C. Stepan, "Toward Consolidated Democracies," *Journal of Democracy* 7, no. 2 (April 1, 1996): 14–33, doi:10.1353/jod.1996.0031.

<sup>iii</sup> Adam Przeworski and Fernando Limongi, "Modernization: Theories and Facts," *World Politics* 49, no. 2 (January 1997): 155–83, doi:10.1353/wp.1997.0004.

<sup>iv</sup> Chad P. Kiewiet de Jonge, "Should Researchers Abandon Questions about 'Democracy'? Evidence from Latin America," *Public Opinion Quarterly* 80, no. 3 (September 21, 2016): 694–716, doi:10.1093/poq/nfw008.

<sup>v</sup> Steven V. Miller, "Individual-Level Expectations of Executive Authority under Territorial Threat," *Conflict Management and Peace Science*, October 28, 2015, 0738894215600384, doi:10.1177/0738894215600384.

<sup>vi</sup> Jonge, "Should Researchers Abandon Questions about 'Democracy'?"

<sup>vii</sup> Miller, "Individual-Level Expectations of Executive Authority under Territorial Threat"; *ibid.*

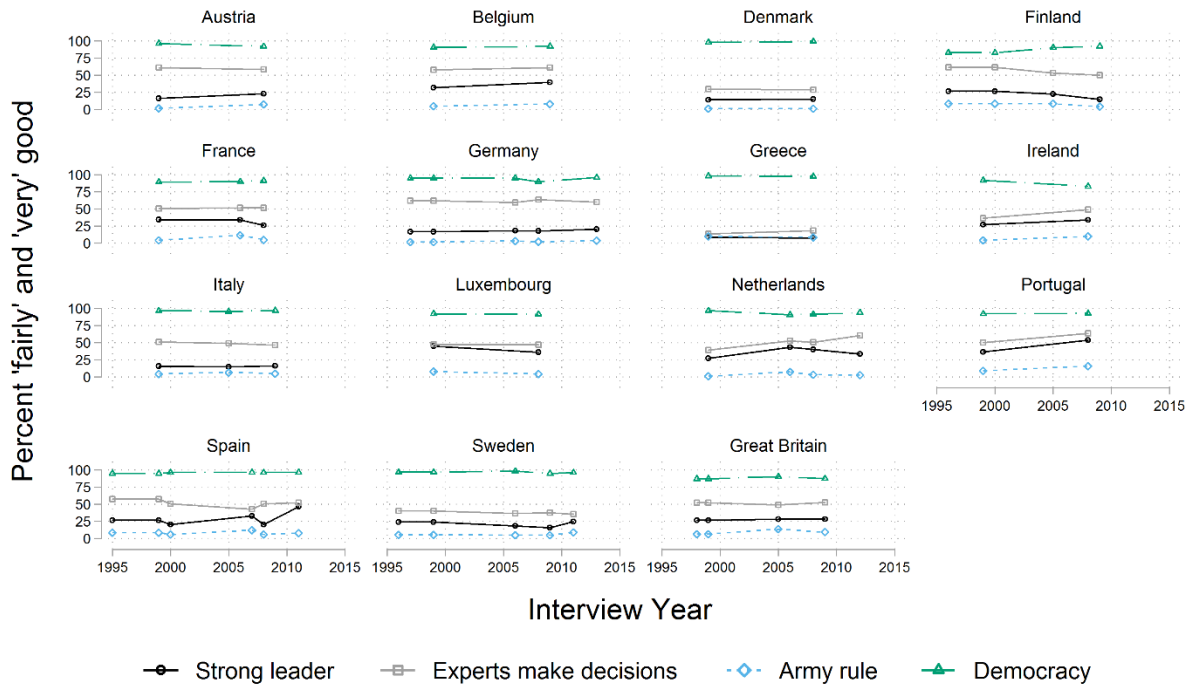
<sup>viii</sup> Fareed Zakaria, "The Rise of Illiberal Democracy," *Foreign Affairs* 76, no. 6 (December 11, 1997): 22–43.

<sup>ix</sup> Stephan Haggard, "Liberal Pessimism: International Relations Theory and the Emerging Powers," *Asia & the Pacific Policy Studies* 1, no. 1 (January 1, 2014): 1–17, doi:10.1002/app5.3.

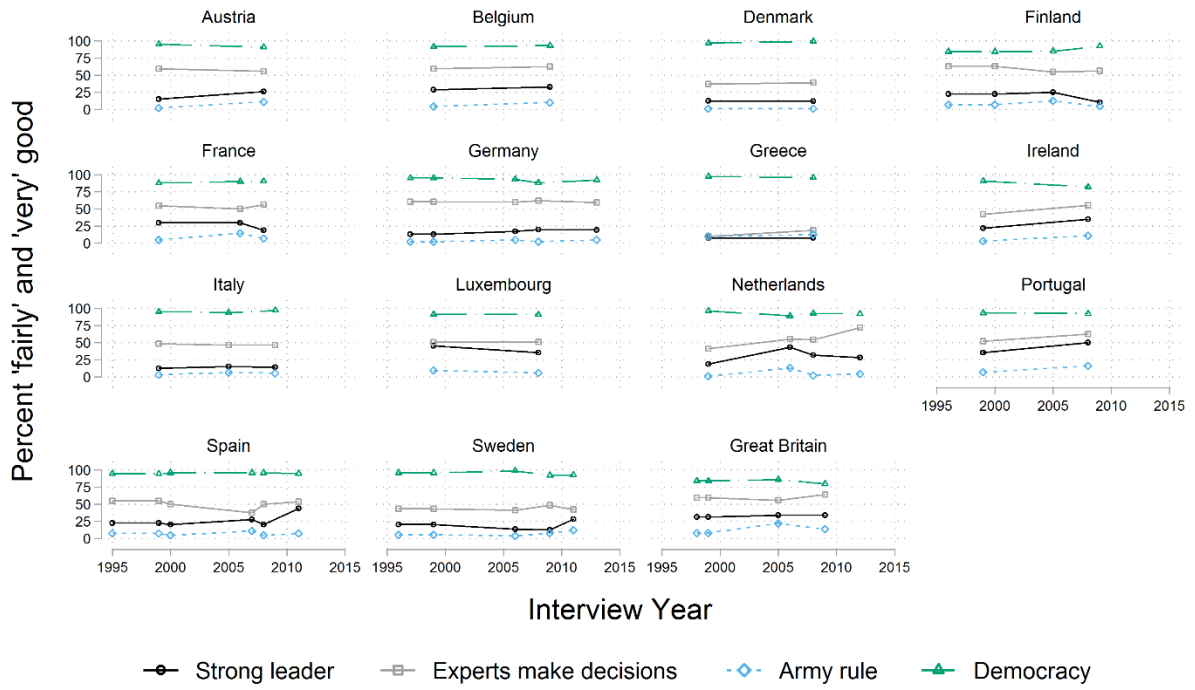
<sup>x</sup> Cas Mudde and Cristóbal Rovira Kaltwasser, *Populism in Europe and the Americas: Threat Or Corrective for Democracy?* (Cambridge University Press, 2012).

Appendix Erik Voeten “Are People Really Turning Away From Democracy?”

Graphs for EU 15 countries

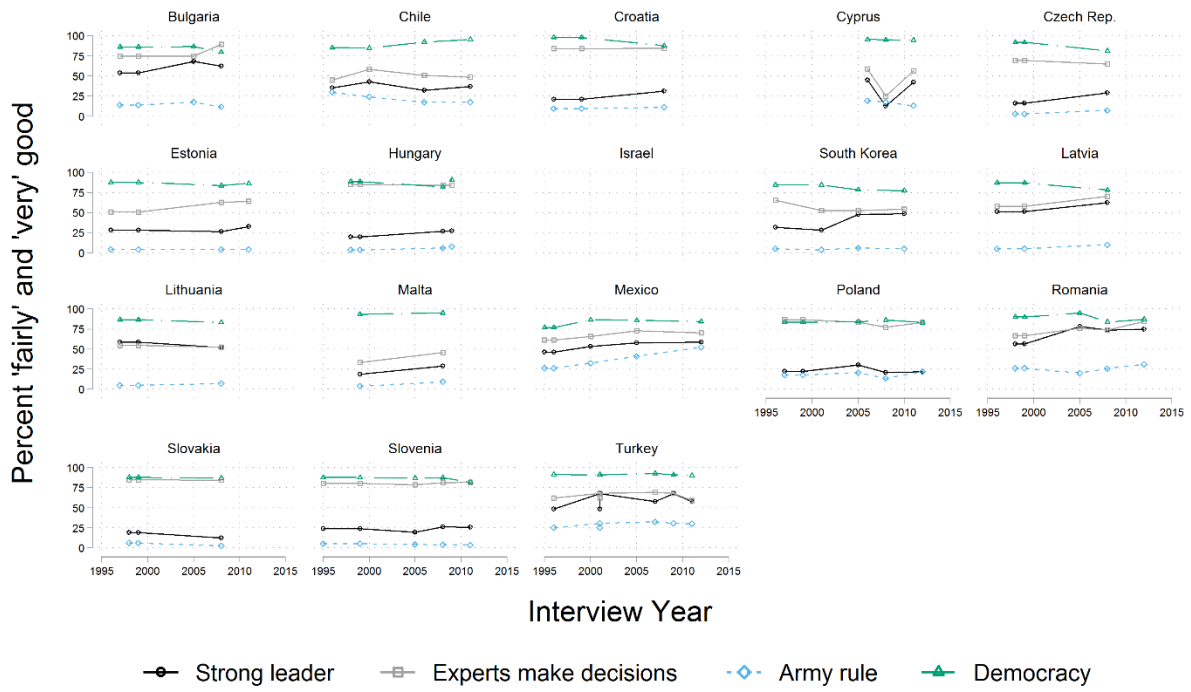


Graph by Erik Voeten based on WVS and EVS data



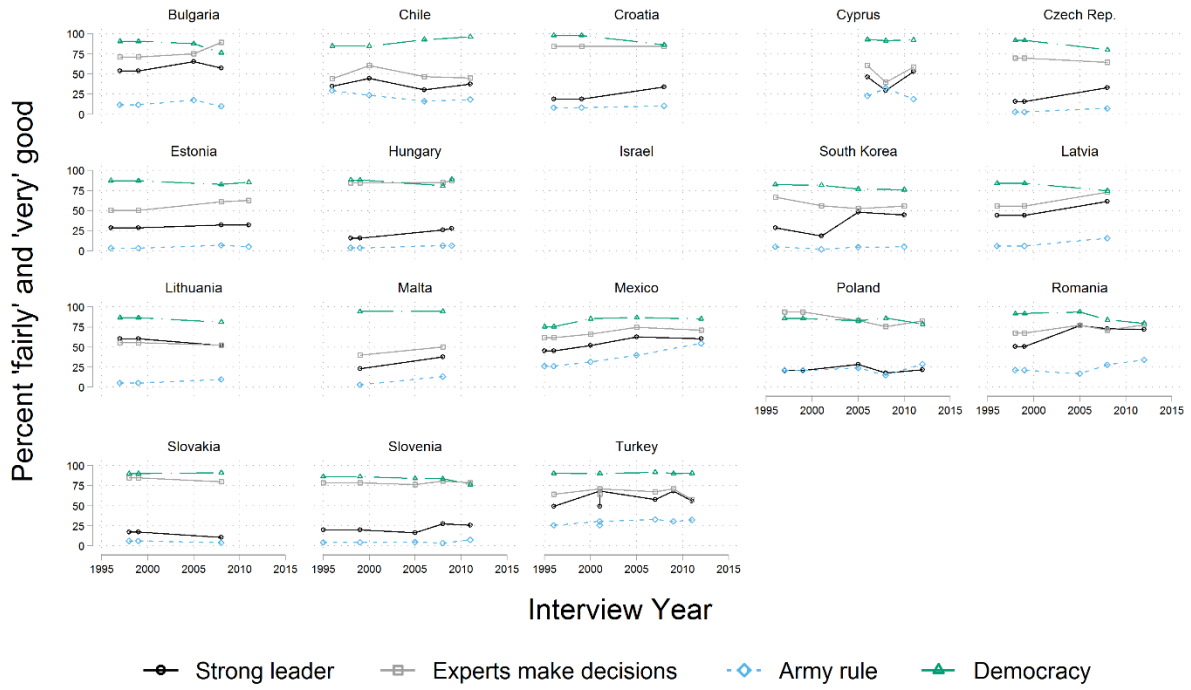
People under the age of 35. Graph by Erik Voeten based on WVS and EVS data

Journal of Democracy Web Exchange



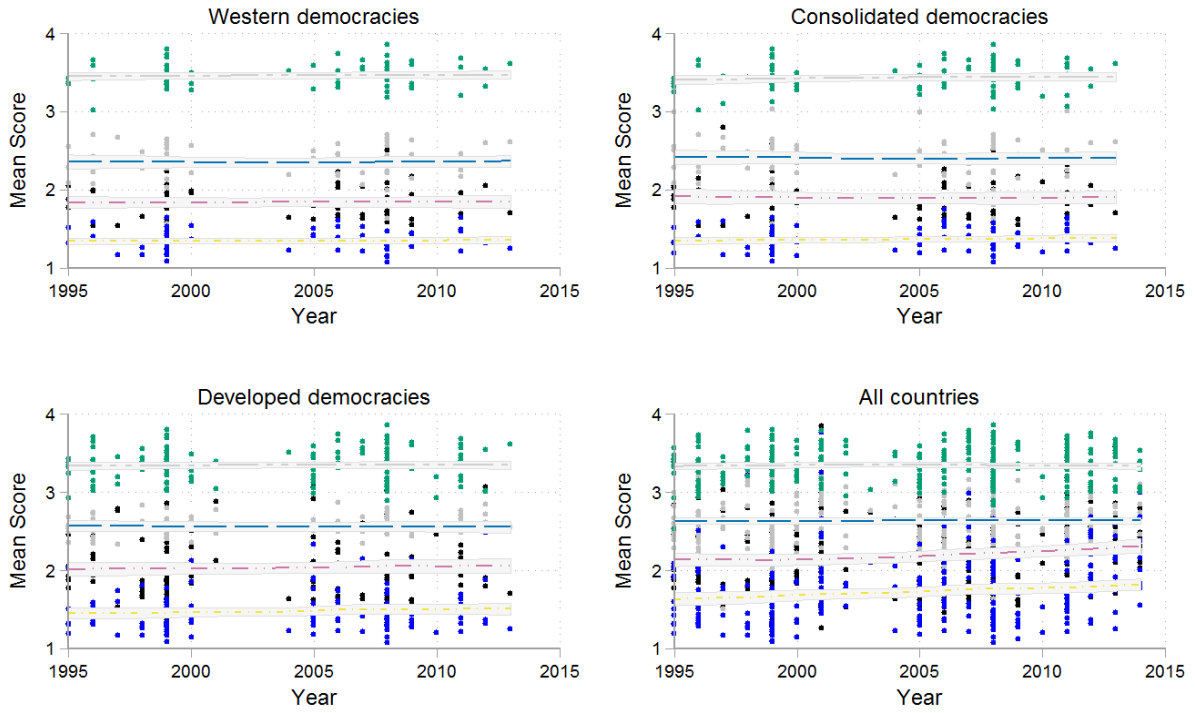
Graph by Erik Voeten based on WVS and EVS data

# Journal of Democracy Web Exchange

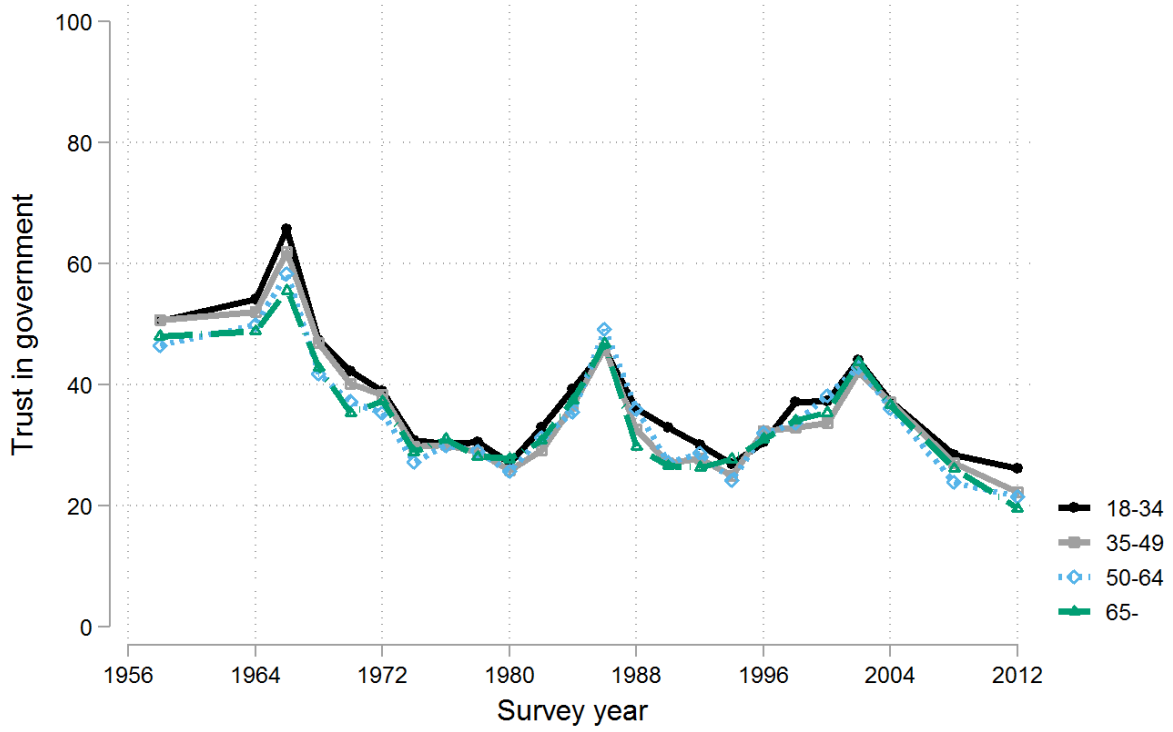


People under the age of 35. Graph by Erik Voeten based on WVS and EVS data

The trend-line graph without first de-meaning

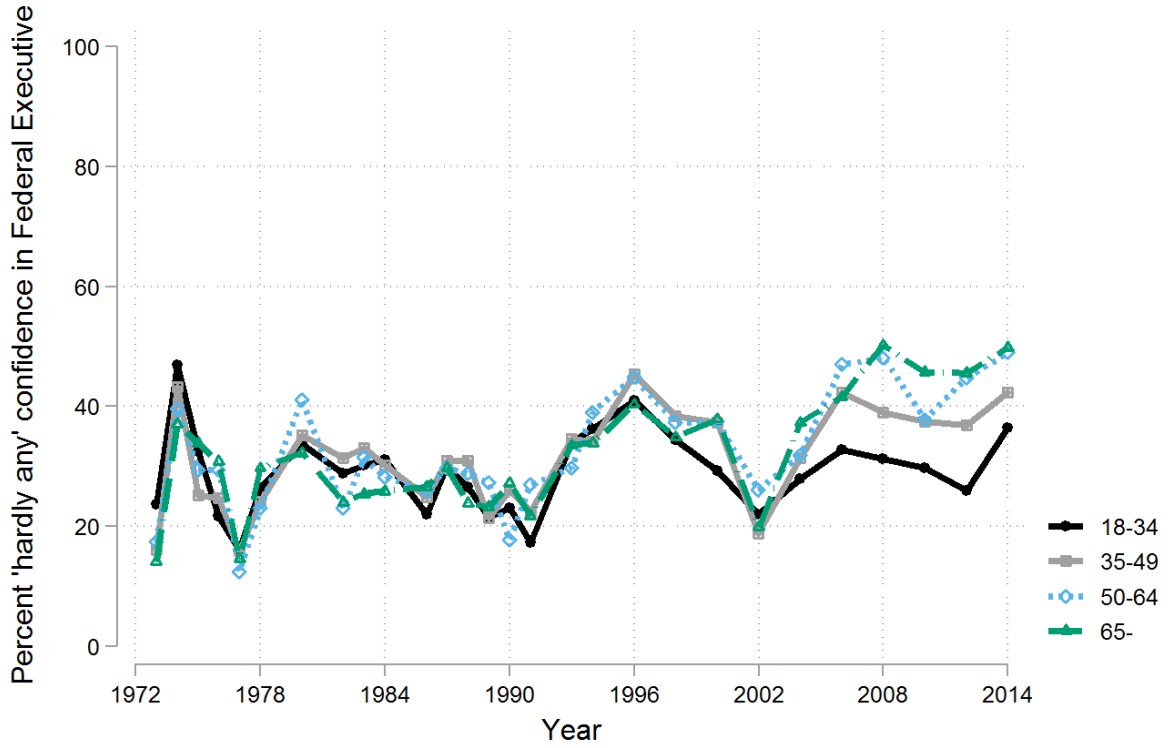


From top to bottom, local polynomial fit lines for Democracy, Experts, Strong leaders, Army rule



Graph by Erik Voeten based on ANES cumulative file, trust in government scale (VCF0656).





Graph by Erik Voeten based on GSS cumulative file, 1972-2014.