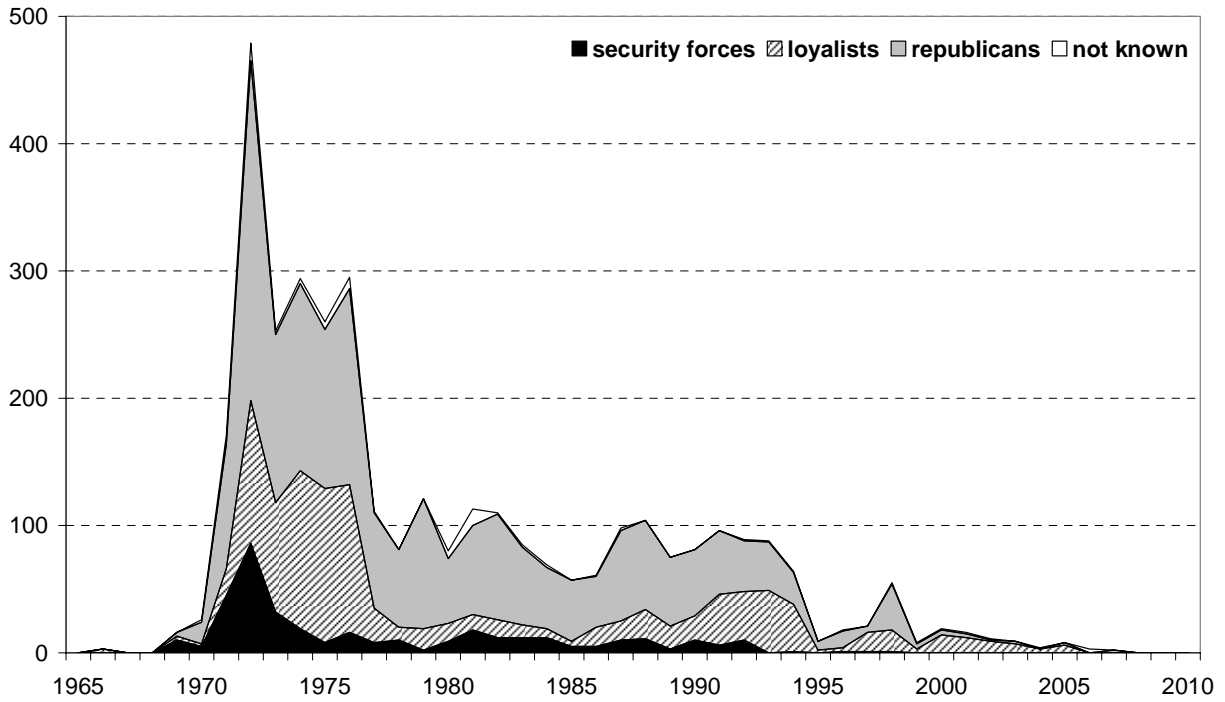
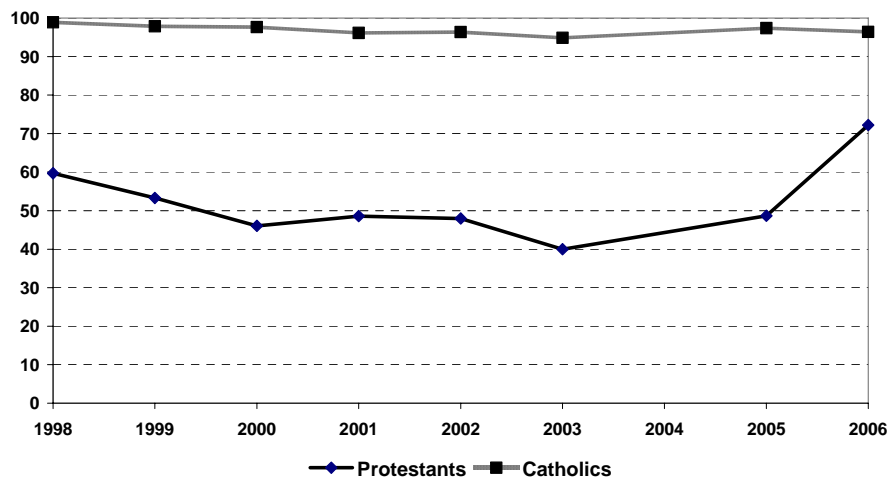


Figure 1—Deaths in Northern Ireland related to political violence by responsible party, 1966–2007



Source: Database to 2001 compiled by Malcolm Sutton, with updates by Martin Melaugh and additions by the author; see cain.ulst.ac.uk/sutton/.

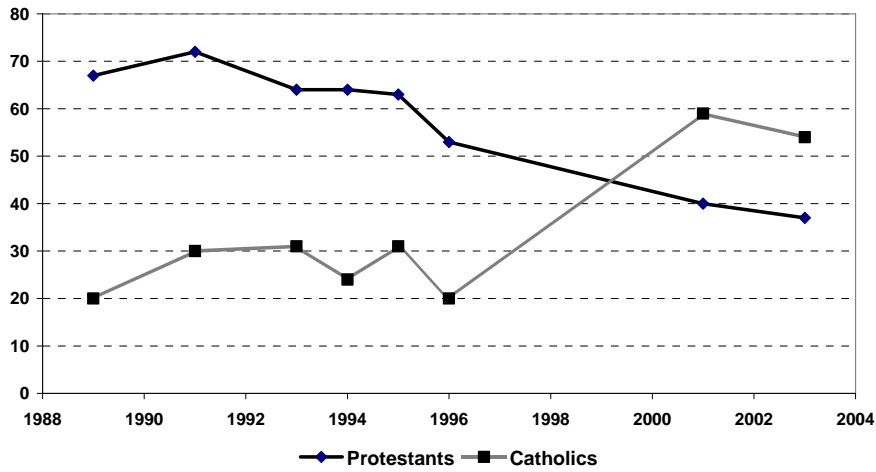
Figure 2—Support for the Good Friday Agreement Among Protestants and Catholics, 1998–2006



Note: Figure 2 refers to percentage saying that they voted for the Good Friday Agreement (1998), would do so again (1999–2005), or would support the Saint Andrews Agreement (2006).

**Figure 3—
Devolved
1989–2003**

**Trust in
Institutions,**



Note: Figure 3 refers to trust in “a Stormont government” (1989-96) or in “a Northern Ireland Assembly” (2001-2003) to act in the best interests of Northern Ireland. Those responding “just about always” or “most of the time” have been grouped together.

Source for Figures 2 and 3: Northern Ireland social attitudes surveys, 1989-96 (UKDA nos. 2792, 2841, 2953, 3440, 3590, 3797, 4130); Northern Ireland life and times surveys, 1998-2006 (ARK); Northern Ireland election study, 1998 (ARK).